NELY TECH CO.,LTD. WWW.NELYTECH.COM

REVISIONS			
NO.	DATE	BY	DESCRIPTION
1	04/08/6	A.CH	NEW RELEASE

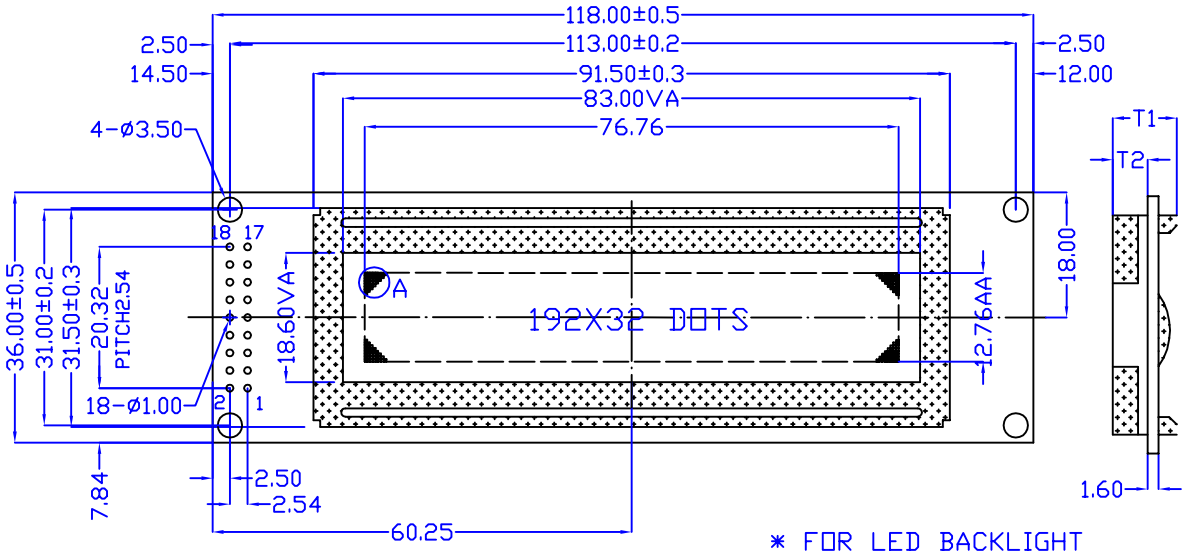

* FOR LED BACKLIGHT
T1=14.0MAX T2=9.0±0.3
* FOR EL OR NO BACKLIGHT
T1=10.0MAX T2=5.0±0.3

PINS ASSIGNMENT		
NO.	SYSBOL	DESCRIPTION
1	VSS	GROUND
2	VDD	POWER SUPPLY +5V
3	P/S	PARALLEL/SERIEL SELECT
4	A0	DATA/INSTRUCTION SELECT
5	R/W	READ/WRITE CONTROL
6	E	ENABLE SIGNAL
7-14	DB0-DB7	DATA BUS
15	CS1	CHIP SELECTION FOR IC1(LEFT PART)
16	CS2	CHIP SELECTION FOR IC2(RIGHT PART)
17	A	POWER SUPPLY FOR LED BACKLIGHT +
18	K	POWER SUPPLY FOR LED BACKLIGHT -

ABSOLUTE MAXIMUM RATING				
ITEM	SYMBOL	MIN	MAX	UNIT
POWER SUPPLY(LOGIC)	VDD-VSS	-0.3	7.0	V
POWER SUPPLY(LCD DRV.)	VDD-V0	-0.3	13.5	V
INPUT VOLTAGE	VI	-0.3	VDD	V

ELECTRICAL CHARACTERISTICS(VDD=5.0±0.25V, 25C)						
ITEM		SYMBOL	MIN	TYP	MAX	UNIT
VOLTAGE FOR LOGIC		VDD-VSS	4.75	5.0	5.25	V
SUPPLY CURRENT		IDD	-	1.3	2.2	mA
VOLTAGE FOR LCD		VDD-V0	-	4.6	-	V
INPUT VOLTAGE	H	ViH	2.2	-	VDD	V
	L	ViL	-0.3	-	0.6	V
OUTPUT VOLTAGE	H	VoH	2.4	-	-	V
	L	VoL	-	-	0.4	V

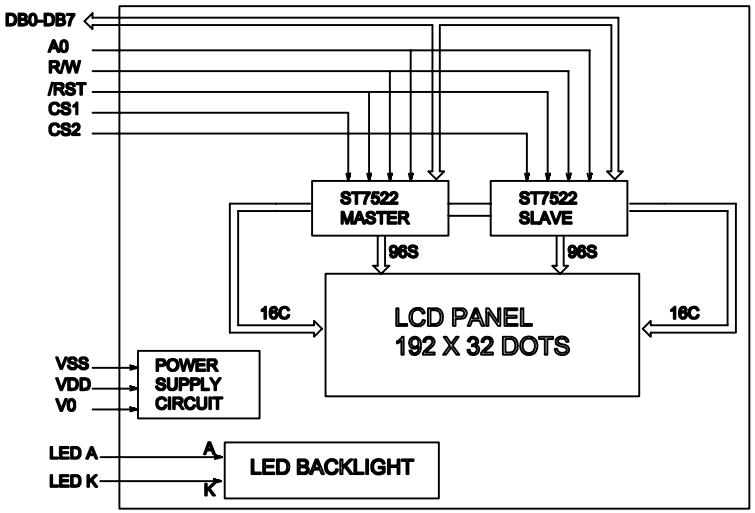

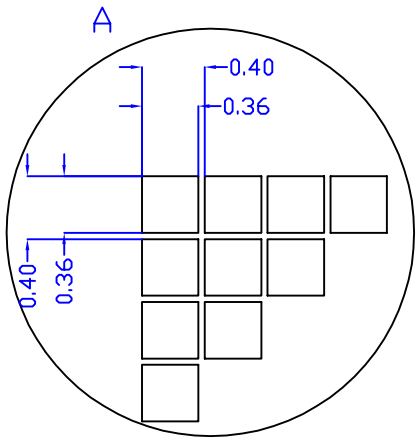

MECHANICAL SPECIFICATIONS		
ITEM	SPECIFICATION	UNIT
OVERALL SIZE	118.0W x 36.0H x 14.0T(10.0T)	MM
VIEWING AREA	83.0W x 18.6H	MM
PIXELS	192 X 32 DOTS	
DOT SIZE	0.36W x 0.36H	MM
DOT PITCH	0.40W x 0.40H	MM

OPTIONS

1. LCD TYPE: GRAY STN;YELLOW/GREEN STN
2. BACKLIGHT: WITHOUT BACKLIGHT;LED BACKLIGHT
3. COLOR OF BACKLIGHT: YELLOW/GREEN, WHITE,BLUE
4. TEMPERATURE RANGE: NORMAL; EXTENDED
5. POWER SUPPLY: 5.0V;
6. VIEWING ANGLE: 6H; 12H
7. DRIVER: ST7522A, 2PCS

NT-G192322A

192X32 DOTS LCM

NELY

ALL DIMENSIONS ARE IN MM. TOLERANCE IS +/-0.2 UNLESS OTHERWISE NOTED.